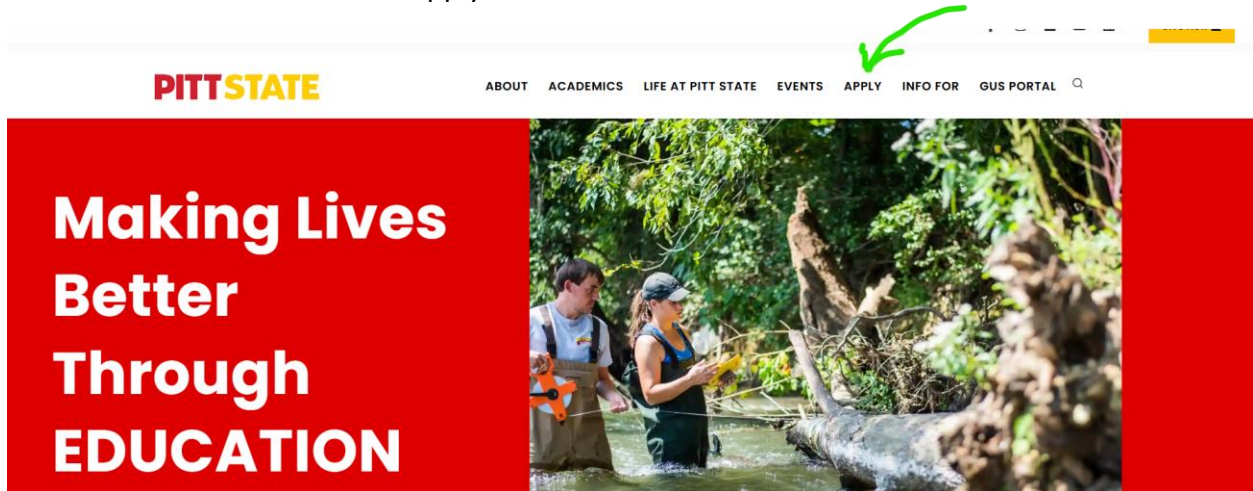


The following guide is intended to help with your admissions application for the Master of CTE Degree. Please follow along with the steps and pay attention to the green arrows when visible.

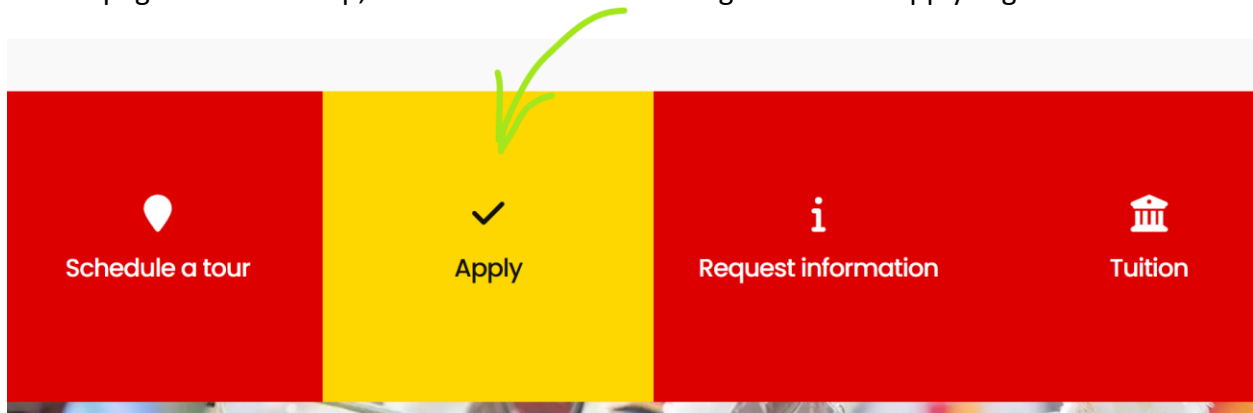
Step One:

Go to Pittstate.edu and select “Apply”



Step Two:

On the page that comes up, scroll down to the following and select “Apply” again:





Step Three: On this page, select the “Apply Now” button:

Apply to Pittsburg State University Application for admission

Start new application

You are just a few clicks away from your next big milestone. Apply today!

APPLY NOW



CHECK APPLICATION STATUS

Complete application

You started an application and need to complete your application or pay the application fee. [Complete application](#)

Select Returning Users or First-time Users, depending on your status:
If you are creating a new account, please write down your log-in info

Application Management

Returning users:

[Log in](#) to continue an application.

First-time users:

[Create an account](#) to start a new application.

Complete the personal information, including the creation of a password. Please write it down for later.

Step Four:

Click on the link for the application in progress.

Frank TheTank [Logout](#)

Application Management

Your Applications			
Type	Status	Started	Submitted
You have started 1 application, listed below, using this account.			
Pittsburg State University Application	In Progress	08/07/2025	

START NEW APPLICATION

Please read the instructions and select “continue” at the bottom of the page:

Step Five:

Click “Select a Program”

PITTSTATE

Frank TheTank [Logout](#)

Program Selection

Click *Select a Program* below to choose your desired program.

[Home](#)

[Instructions](#)

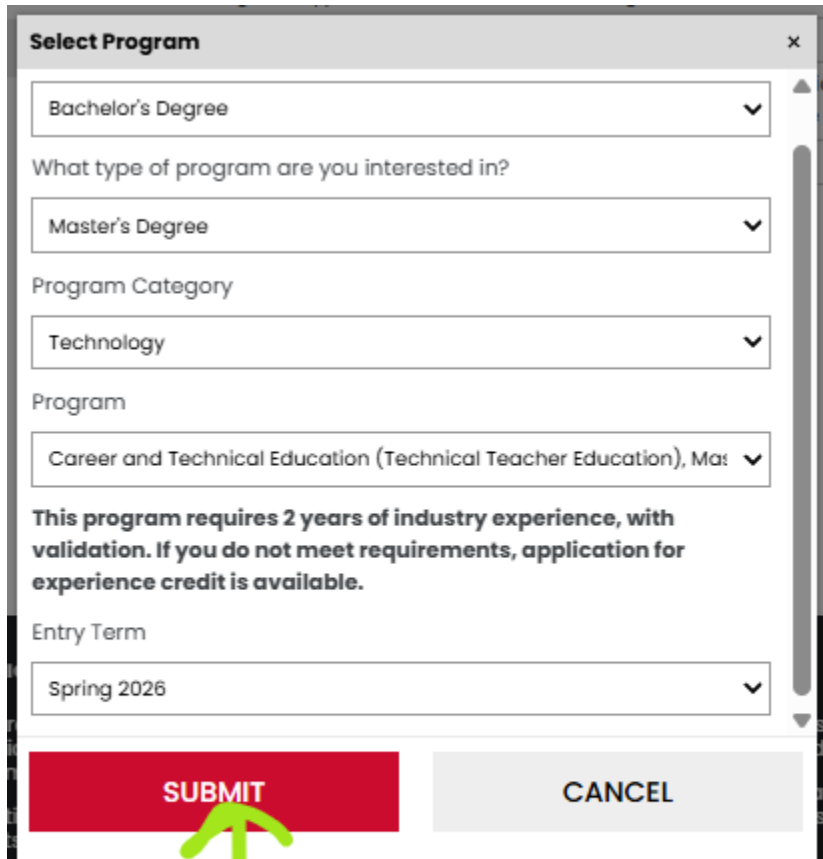
[Program Selection](#)

SELECT A
PROGRAM

Step Six:

A box will drop with several little boxes. For each is an arrow, click what applies to you and your education background in the top box. Choose the term you want to begin in the bottom box, then choose the same choices as shown below in the other boxes.

However, be sure to select the appropriate term you would like to begin!



The screenshot shows a web form titled "Select Program" with a close button (X) in the top right corner. The form contains several dropdown menus: "Bachelor's Degree", "What type of program are you interested in?" (set to "Master's Degree"), "Program Category" (set to "Technology"), "Program" (set to "Career and Technical Education (Technical Teacher Education), Ma"), and "Entry Term" (set to "Spring 2026"). Below the dropdowns is a text note: "This program requires 2 years of industry experience, with validation. If you do not meet requirements, application for experience credit is available." At the bottom of the form are two buttons: a red "SUBMIT" button and a grey "CANCEL" button. A green arrow points from the text "Hit 'Submit'." below the form to the "SUBMIT" button.

Hit "Submit".



You will be taken to another page where you can review your choices. Also select “online” as your location. Once correct, click “Continue”.

Program Selection

Current Level of Education	Bachelor's Degree
Program Type	Master's Degree
Program Category	Technology
Program	Career and Technical Education (Technical Teacher Education), Master of Science
Entry Term	Spring 2026

Location

CHANGE
PROGRAM

CONTINUE

Step Seven:

On this screen, please answer these prompts as they fit your background, then hit “continue”:
In the following screen you will enter your personal information, then hit “continue”:
Then hit “Continue”

Step Eight:

You will next see a series of questions about you, your family and medical history, etc. Please answer the questions and hit continue on each page until you arrive at the signature page.

Step Nine:

The next set of questions is about your Educational History. **Do not** answer the ACT/SAT question “yes” unless you know your score information.

Signature

My submission indicates that this application, including my academic record, is complete, factually correct, and honestly prepared. I understand that this application is a legally binding document and that the self-reported academic information provided will be used for admission decision and scholarship consideration. Falsification of information could result in denial or revocation of admission and scholarships and cancellation of enrollment.

I agree that the laws of the state of Kansas shall apply to any litigation that may arise as the result of any controversy related to this application or my student status with Pittsburg State University and the Crawford County District Court shall have the exclusive jurisdiction over any such resulting lawsuit.

In place of your signature, please type your full legal name:

CONTINUE

Final Step:

Hit “Submit Application”

***PSU Graduate School requires an application fee payment of \$35. Select the link for “Submit Payment for \$35.00 and follow directions for payment.**

If you need to contact us regarding your application, provide your name and this reference number: 563305918.

Welcome to your Status Page!

Thank you for applying to Pittsburg State University.

We will begin processing your application shortly. Please verify your information, and if you have any checklist items or documents to submit, complete those through this status page in a timely manner.

In the meantime, if you have questions, please reach out to the Pittsburg State University Office of Admission.

Payment Due: 35.00 USD

✖ Awaiting Application Fee - [Submit Payment for 35.00 USD](#)

Verify Address

We have your addresses listed as follows:

Mailing Address	Permanent Address
28600 Oak Rd	911 S Jefferson Ave
Asbury, MO 64832	Springfield, MO 65806
United States	United States

[Edit Addresses](#)

If you would like to cancel your admission, please complete the [Cancellation of Admission Form](#).

[Change Email Address](#) [Change Password](#) [Logout](#)

Answer any subsequent questions.

Thank you for applying to our program. If you do not hear from someone at PSU within two weeks, please call Greg Belcher at 620-235-4637 or Julie Dainty at 620-235-4033.