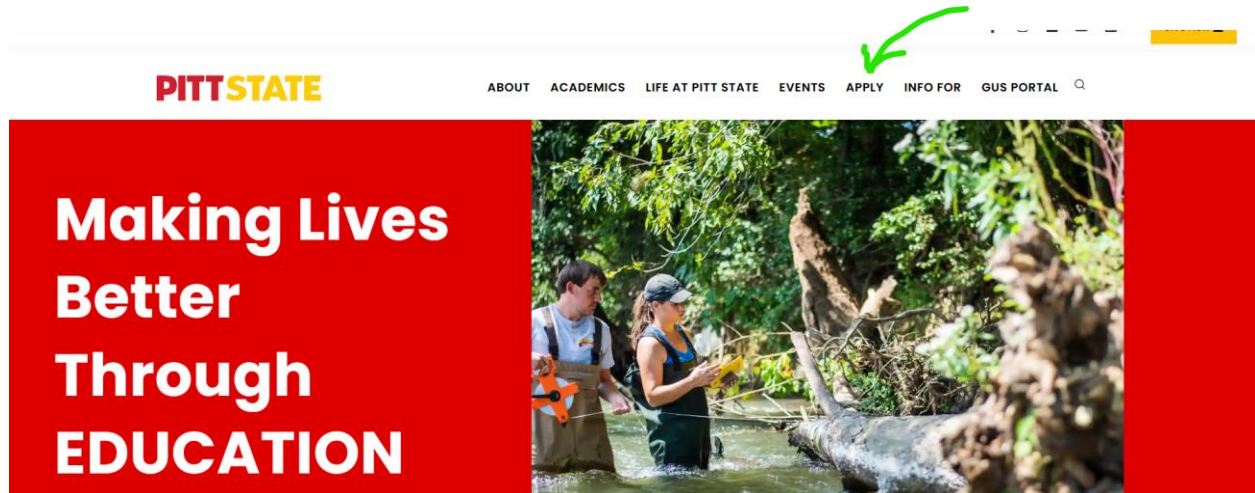


The following guide is intended to help with your admissions application for the Associate of CTE Degree (**we might be able to do only one set of directions and they just have to pick the right info on Step 6**). Please follow along with the steps and pay attention to the green arrows when visible


### Step One:

Go to Pittstate.edu and select “Apply”



### Step Two:

On the page that comes up, scroll down to the following and select “Apply” again:



**Step Three:** On this page, select the “Apply Now” button:

# Apply to Pittsburg State University

## Application for admission

### Start new application

You are just a few clicks away from your next big milestone. Apply today!

**APPLY NOW**



**CHECK APPLICATION STATUS**

### Complete application

You started an application and need to complete your application or pay the application fee. [Complete application](#)

Select Returning Users or First-time Users, depending on your status:

If you are creating a new account, please write down your log-in info

#### Application Management

##### Returning users:

[Log in](#) to continue an application.

##### First-time users:

[Create an account](#) to start a new application.

Complete the personal information, including the creation of a password. Please write it down for later.

#### Step Four:


Click on the link for the application in progress

Frank TheTank [logout](#)

### Application Management

**Your Applications**

Type	Status	Started	Submitted
You have started 1 application, listed below, using this account.			
<a href="#">Pittsburg State University Application</a>	In Progress	08/07/2025	



[START NEW APPLICATION](#)

Please read the instructions and select “continue” at the bottom of the page:

### Step Five:

Click “Select a Program”


**PITT STATE**

Frank TheTank [logout](#)

### Program Selection

Click *Select a Program* below to choose your desired program.

- [Home](#)
- [Instructions](#)
- [Program Selection](#)

[SELECT A PROGRAM](#) 

### Step Six:

A box will drop with several little boxes. For each is an arrow, click what applies to you and your education background in the top box. Choose the term you want to begin in the bottom box, then choose the same choices as shown below in the other boxes.

Select Program

I am currently working on or have recently earned a(n):

Associate's Degree

What type of program are you interested in?

2-Year Degree/Associate's

Program Category

Technology

Program

Career and Technical Education, Associate's Degree

Entry Term

Spring 2026

SUBMIT

CANCEL

SSA

ergr

ission

irements

Enrollment

Gorilla Dual Credit

s and

d

You will be taken to another page where you can review your choices, if they are correct, click "Continue"

## Program Selection

Current Level of Education	Associate's Degree
Program Type	2-Year Degree/Associate's
Program Category	Technology
Program	Career and Technical Education, Associate's Degree
Entry Term	Spring 2026



CHANGE  
PROGRAM

CONTINUE



### Step Seven:

In this screen, please answer these prompts as they fit your background, then hit “continue”:

In the following screen you will enter your personal information, then hit “continue”:

The next screen is your education history. If you do not know your ACT or SAT score, say “No”

Then hit “Continue”

## Education History

Institution	Degree or Level of Study	End Date
-------------	--------------------------	----------

[Add Institution](#)

### Test Scores and Courses

This information is being collected for orientation and course registration purposes.

What is your current **unweighted** high school cumulative grade point average?

What is your current **weighted** high school cumulative grade point average?

Did you graduate with a GED?

☐ Yes

☒ No

Did you take the ACT or SAT in high school?

What grade did you earn in your most recent high school English class?

Did you take Algebra II or Integrated Math III during high school?

What grade did you earn in the second semester of Algebra II or Integrated Math III (if the course is not yet complete, please provide your current grade)?

CONTINUE

### Step Eight:

You will next see a series of questions about you, your family and medical history, etc. Please answer the questions and hit continue on each page until you arrive at the signature page;

## Step Nine:

Frank TheTank [Logout](#)

### Signature

My submission indicates that this application, including my academic record, is complete, factually correct, and honestly prepared. I understand that this application is a legally binding document and that the self-reported academic information provided will be used for admission decision and scholarship consideration. Falsification of information could result in denial or revocation of admission and scholarships and cancellation of enrollment.

I agree that the laws of the state of Kansas shall apply to any litigation that may arise as the result of any controversy related to this application or my student status with Pittsburg State University and the Crawford County District Court shall have the exclusive jurisdiction over any such resulting lawsuit.

In place of your signature, please type your full legal name:

**CONTINUE**

## Final Step:

Hit "Submit Application"

Frank TheTank [Logout](#)

### Review

If you are satisfied with your application and are ready to submit it, click Submit Application.

**SUBMIT  
APPLICATION**

SAVE FOR LATER

Thank you for applying to our program. If you do not hear from someone at PSU within two weeks, please call Greg Belcher at 620-235-4637 or Julie Dainty at 620-235-4033.